



Mixing & Shade Guide
Advanced Solution



CHOOSING THE SHADE AND MIXING 101

Our advanced collection has 3 levels of solution: **Light, Medium and Dark**. You can mix these solutions together.

***Important:** Before you do any mixing of solution or before you pour solution into your cups, you will always be shaking the bottles well. Every time you pour or put a new solution shade on your gun, you need to shake it. DHA will settle to the bottom of the cup.


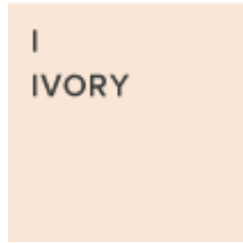
CHOOSING THE SHADE

The shade you tan your client will depend on the clients skin type and tan preference. The lighter the skin, the lighter the tan solution you'll use and vice versa.

After the consult with your client, determine what type of skin they have as per below. Use this guide below to help you in deciding what shade to tan your client. This guide is not perfect, use your best judgment in consult with your client. Feel free to customize a unique blend for your client based on the guidelines here:


**PALE, PORCELAIN,
OR IVORY SKIN**

Skin burns very easily and doesn't tan. Likely to have light blonde or red hair.



**FAIR, LIGHT BEIGE,
OR CREAM COLORED SKIN**

Skin will usually burn in the sun, and has difficulty tanning.




**CREAMY WHITE,
BEIGE, LIGHT BROWN SKIN**

Skin will sometimes burn and gradually tan.




**TYPICAL MEDITER-
RANEAN CAUCASIAN SKIN**

Skin will tan easily and rarely burn.



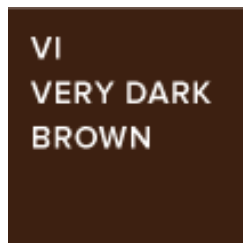
MIDEASTERN SKIN

Skin will tan with ease never burns.



VERY DARK SKIN

Skin never burns and will tan very quickly.



CUSTOM BLENDS

CLIENTS SKIN TONE	CLIENT TAN REQUEST	SOLUTION (MIX)
I IVORY	'Light' Glow Natural Tan Tropical Tan	Advanced light, with a light application. Advanced light, with a light application. Advanced Light
II CREAM	'Light' Glow Natural Tan Tropical Tan	Advanced light, with a light application. Advanced Light Advanced Medium Light Blend (half and half)
III BEIGE	'Light' Glow Natural Tan Tropical Tan	Advanced Light Advanced Medium Light Blend (half and half) Advanced Medium
IV BROWN	'Light' Glow Natural Tan Tropical Tan	Advanced Medium Light Blend (half and half) Advanced Medium Advanced Medium with a touch of Advanced Dark (in a 250 ml cup, mix 200 ml Medium with 50 ml Dark)
V DARK BROWN	'Light' Glow Natural Tan Tropical Tan	Advanced Medium Advanced Medium & Dark Blend (half and half) Advanced Dark touch of Advanced Medium (in a 250 ml cup, mix 200 ml Dark with 50 ml Medium)
VI VERY DARK BROWN	'Light' Glow Natural Tan Tropical Tan	Advanced Medium Dark Blend (half and half) Advanced Dark Advanced Dark



sunna



TAN